

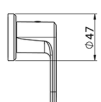
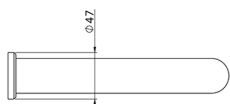
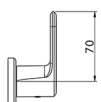


## Parte esterna lavabo a parete LEVITY\_LY013510

MODELLO **LY013510**

Parte esterna lavabo a parete, senza parte incasso, per art. ZB033511

### FINITURE DISPONIBILI

-  **21** 21 Cromo
-  **2B** 2B Nichel Lucido
-  **2F** 2F Nichel Spazzolato
-  **40** 40 Nero Opaco
-  **4Q** 4Q Bianco Opaco



### CARATTERISTICHE

Installazione **Incasso**  
 Parti Incasso necessarie **ZB033511**



## Parte incasso lavabo a parete INCASSO\_ZB033511

MODELLO **ZB033511**

Parte incasso lavabo a parete, con vitone destro e sinistro

FINITURE DISPONIBILI

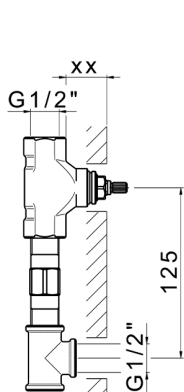


**04** 04 Senza Finitura

CARATTERISTICHE

Installazione **Incasso**

Incasso **1**



Serie's code	Size XX
CX 1351	20-35
CF 1351	20-35
CX 0331	20-35
CF 0331	20-35
CX 0200	20-35
CF 0200	20-35
BA 1351	20-35
GS 1351	20-35
GL 1351	20-35
MN 1351	20-35
LN 1351	20-35
LV 1351	33-48
LY 1351	33-48
CU 1351	33-48
SM 1351	30-45
AA 1351	10-30
AC 1351	10-30
AR 1351	15-25
PZ 1351	10-30
RG 1351	10-30
TS 1351	10-30
VT 1351	10-30
CS 1351	10-30
WA 1351	45-68
X1 1351	33-45
X2 1351	33-45
X3 1351	33-45
X4 1351	33-45
X5 1351	33-45
RI 1351	20-35
RM 1351	20-35

Limiti di tolleranza superficie piastrelle  
 Adhäsionsgrenzen für Fliesen Oberfläche  
 Limits de tolérance surface carrelage  
 Fliesenoberfläche  
 Superficie del azulejo



2025-04-05